



JCMS Data Export: *Code Tables & User Guide*

September 2022

Updated August 2023

NEBRASKA

Good Life. Great Service.

COMMISSION ON LAW ENFORCEMENT
AND CRIMINAL JUSTICE

Contents

Introduction	3
Demographic Spreadsheets	4
Demographic_Profile Extract	4
Demographic_Education Extract	5
Demographic_Domestic Extract	6
Assessment	7
Alternatives to Detention	11
Crisis Response & Respite	16
Diversion	18
Family Support	22
Mediation.....	25
Mental Health	28
Mentoring	31
Prevention & Promotion	34
School-based Programs	37
Truancy.....	40
Appendix A – JCMS Extract Procedure.....	43
Appendix B – Combining Tables in Excel.....	45
Appendix C – JCMS Table Structure	52
Appendix D – Test Names	54
Appendix E – Impact of JCMS Changes	57
Contact Information.....	58

Introduction

JCMS users will now be able to download all the data entered in the JCMS for their agency by program type through the data export function. Users will have access to the data export function as needed, and it can be downloaded when it is convenient for them. It should be noted that the data extracted through this process will not be the same as the reports the JCMS currently generate as described below.

The export function provides data without date ranges, so users will receive all cases, open and closed, from the date data entry in the JCMS began. This is different for each program based on funding, so the data set could include several years' worth of data.

The data will be downloaded in multiple spreadsheets as the JCMS is built into different tables, and each table will be in a separate sheet. These tables include, but are not limited to, profile, education, address, (all from the intake section of the JCMS), as well as tables for each of the tabs on the bottom of the JCMS screen. **We do not recommend using the “all program types” export.** For more information please see Appendix E.

Since the data will come in multiple spreadsheets, users may want to connect the tables together to link the names and demographic information to program information or outcomes. The names of the youth will not appear on every spreadsheet, but unique ID numbers (profile ID, program ID, etc.) can help connect the information across spreadsheets.

The data will also come across in code value for drop-down menu options. What this means is what users see in the JCMS has a code assigned to each option behind the scenes. An example would be the field “Youth Employed” where in the JCMS the options show as No and Yes, but behind the scenes they are 0 and 1 respectively. Any field that is a narrative field where users type information in, like City in the address, will come up as it has been entered.







The column headers in the spreadsheets will not exactly match the labels of the fields in the JCMS. Within the code tables that follow, the field name as written in the spreadsheet will be listed first, followed by the way the fields are labeled in the JCMS (i.e. Gender_Id – Gender).

The tables/spreadsheets associated with the tabs in the JCMS can have more than one entry per youth as users can add multiple contacts, referrals, etc. As such, there could be more entries on these spreadsheets than the total number of cases entered. This is called a one-to-many, meaning one youth can have many entries. Keep this in mind while reviewing the tables.

This document will provide appropriate code tables to clarify the labels represented by each code value, along with step-by-step procedures for how to: access the agency data (see Appendix A) and combine/merge the tables together (see Appendix B). When reviewing these procedures, it may be helpful to go over some of the terminology and general structure of the JCMS tables in Appendix C.

Demographic Spreadsheets

All program type extracts will have the following demographic spreadsheets.

-  Demographic_Address
-  Demographic_Alias
-  Demographic_ContactNumber
-  Demographic_Domestic
-  Demographic_Education
-  Demographic_Profile

The address, alias, and contact number spreadsheets have the text from JCMS entered into the screens and are not codes. The remainder of the demographic spreadsheets will include code values in the pages to follow.

Demographic_Profile Extract

Gender_Id – Gender	
0	(unspecified)
1	Female
2	Male
3	Non-binary
4	Prefer not to say

Race_Id – Race	
0	(unspecified)
1	American Indian, Alaska Native
2	Asian
3	Black, African American
4	Native Hawaiian, Other Pacific Islander
5	White
6	Hispanic
7	Other Race
8	Multiple Races

Hispanic – Hispanic/Latino	
1	Yes
2	No
3	Unspecified

Ethnicity_Id – Self-Reported Race/Ethnicity	
0	(unspecified)
1	Afghan
2	Bosnian
3	Burmese
4	Chinese
5	Congolese
6	Cuban
7	Guatemalan
8	Hispanic/Latino
9	Hmong
10	Honduran
11	Indonesian
12	Iraqi
13	Iranian
14	Japanese
15	Kareni
16	Korean
17	Kri
18	Laotian
19	Liberian
20	Mende
21	Mexican
22	Nepalese
23	Somali
24	Samoan
25	Sudanese

26	Syrian
27	Tanzanian
28	Thai
29	Togolese
30	Ukrainian
31	Vietnamese
32	Karen
33	Bhutanese
34	Karenni
35	Somali Bantu
36	Burundi
37	South Sudanese
39	Yezidi

Demographic_Education Extract

Enrollment_Id – School Enrollment	
0	(unspecified)
1	Enrolled and attending, or GED
2	Suspended
3	Expelled
4	Home schooled
5	HS Graduate/GED, no College
6	College student
7	Drop out
8	Alternate School

Current_Grade – Current Grade	
0	K
1	1
2	2
3	3
4	4
5	5
6	6
7	7
8	8
9	9
10	10
11	11
12	12
13	Other

Demographic_Domestic Extract

Employed – Youth Employed	
0	No
1	Yes

Meal_Subsidy – Eligible for Free/Reduced Lunch	
0	No
1	Yes

Family_Size – Family Size	
0	0
1	1
2	2
3	3
4	4
5	5
6	6
7	7
8	8
9	9
10	10
11	11
12	12

Custody_Id – Custody/Guardianship	
1	Guardian
2	Single Parent
3	Both Parents
4	State Ward
5	Lives on Own













Interpreter_Needed – Interpreter Needed?	
0	(unspecified)
1	Yes - Youth
2	Yes - Parents
3	Yes - Youth and Parents
4	No

Family_Income_Id – Family Income	
0	(blank)
1	\$0-\$9,999
2	\$10,000-\$24,999
3	\$25,000-\$39,999
4	\$40,000 or over

Assessment

When downloading your Assessment program data files, here is a screenshot of the tables you will receive.

The codes for the assessment tools administered are in Appendix D.

-  Assessment
-  Assessment_Assessment
-  Assessment_Charges
-  Assessment_Contact
-  Assessment_Referrals
-  Assessment_UA
-  Demographic_Address
-  Demographic_Alias
-  Demographic_ContactNumber
-  Demographic_Domestic
-  Demographic_Education
-  Demographic_Profile

Program_Code		Discharge_Reason – Discharge Reason (Referral Servies only)	
ASRS	Referral Service	1	Referral Made
ASSM	Assessment	2	Youth/Parent Refused
		3	Other (moved away/death/etc)

Referral_Source_Id – Referral Source	
1	County Attorney
2	City Attorney
4	Law Enforcement
5	Other
7	Court Referral
9	Diversion Program
11	Probation
14	Teacher
15	School Administrator
16	School Counselor
17	Social Worker

Discharge_Reason – Assessment Discharge Reason (Assessment only)	
1	Assessment Completed
2	Assessment Incomplete

Reason_Incomplete – Reason Incomplete	
1	Youth Not Eligible for Assessment
2	County Attorney Requested Return
3	Youth/Parent Failed to Respond
4	Youth/Parent Refused
5	N/A

Assessment_Outcome – Assessment Outcomes	
1	No Charge/Warning Letter
2	Referred for Services
3	Voluntary Services
4	Juvenile Diversion
5	Filed in Court
6	Returned to Referral Source for Further Action
7	N/A

Type_Id – Assessment Type	
See Appendix D – Test Names	

Referral_Made – Referral Made	
1	Yes
2	No

Domain_Id – Primary Domain	
1	Attitudes and Orientation
2	Education/Employment
3	Family Circumstances
4	Monitoring
5	Peer Relations
6	Leisure/Recreation
7	Personality Behavior
8	Substance Abuse
9	TBD

Results_Id – Referral Outcome	
0	(unspecified)
1	Youth Attended
2	Youth did not Attend
3	Youth/Parent Refused
4	Waiting for Service

Parent_Youth – Parent/Youth	
1	Youth
2	Parent
3	Both

Contact_Result – Result of Contact	
1	Successful Attempt
2	Unsuccessful Attempt

Contact_Type – Type of Contact	
1	Face to Face
2	Phone
3	Email
4	Text

Referral_To_Id – Referred To	
0	(unspecified)
1	INPATIENT
2	SUBSTANCE ABUSE/EVALUATION
3	Family Issues
4	Alcohol Education Class
5	Drug and Alcohol Education Class
6	OUT PATIENT / FAMILY COUNSELING
7	Other-Alcohol and Drug Education
8	SUBSTANCE ABUSE/ EVALUATION
9	Methadone
10	Psychological Evaluation
11	Outpatient
12	Mental Health Counseling
13	D/A EDUCATION
14	ANGER MANAGEMENT/DV
15	FAMILY
16	GAMBLING
17	Other-Assessment
18	Outpatient
19	Mental Health
20	Inpatient
21	Co-Dependency
22	OTHER-D/A EDUCATION
23	OTHER-ALCOHOL DRUG EDUCATION
24	COUNSELING
25	Mental Health/Substance Abuse
26	Sex Offenders
27	Anger Mgmt/Family Violence
28	QSUBSTANCE ABUSE
29	OTHER-D/A CLASSES
30	Depression
31	Outpatient Psychiatry
32	Cognitive Behavioral
33	Anger Mgmt
34	Alcohol Treatment
35	Outpatient Substance Abuse
36	Residential
37	Gambling Addiction
38	Drug and Alcohol Class for MIP
39	Family Violence
40	Partial Care
41	PERSONAL

43	Family Counseling
44	IN PATIENT/OUT PATIENT
45	SUBSTANCE ABUSE EVAL./TX.
46	FAMILY COUNSLING/PARENTING CLASS
47	Substance Abuse
48	Other
49	Dual Diagnosis
50	SUBSTANCE ABUSE EVALUATION
51	Substance Abuse Evaluation
53	Parenting Classes
54	FAMILY COUNSLING/PARENTING CLASS
55	D/A EDUCATION CLASS
56	Emotional/Personal
57	Child Abuse/Neglect
58	DRUG/ALCOHOL EDUCATION
59	SUBSTANCE ABUSE
60	Substance Abuse/Outpatient TX
61	OTHER/DEPRESSION/SHOPLIFTING
62	SUBSTANCE ABUSE EVAL/TX.
63	OUTPATIENT
64	Other-Eating Disorder
65	Other-Education
66	Try Another Way
67	Recreation and Leisure
68	Teen Court
69	Apology
70	Community Service
71	Counseling/Therapy
72	Psychiatric Evaluation
73	Drug/Alcohol Evaluation
74	Decision Making Class
75	Essay
76	Facility Tour
77	Drug Testing
78	School Monitoring
79	Monitoring
80	Step Forward
81	Youth Net
82	BS Diversion Services
83	Impact Juvenile Diversion
84	Boy Scouts 3-Month Program
85	Boy Scouts 6-Month Program
86	Boy Scouts Preteen Program
















87	Prison Tour
88	Juvenile Fire Starter Program
89	Attitudinal Dynamics of Driving
90	School Success
91	Tutoring
92	Junior Decision Making
93	Alcoholic Anonymous
94	Teen Alanon
95	Mentoring
96	Wrap-Around
97	Victim-Empathy Class - 3-week
98	Boys Group
99	Noble Youth - Gang Intervention
100	Mediation
101	DUI Class
102	Truancy Abatement
103	Residential Care
104	F/U Assess-DPS Report
105	Warning Letter
106	GED
107	Employment
108	Substance Abuse Counseling/Treatment
109	Life Skills Programming
110	Boy Scouts 6-Month Program
111	Truancy Program - Capstone
112	Victim-Empathy Class - 6-week
113	After School Diversion Program-Owens
114	Healthy Thinking Group(13-18), LFSPapillion
115	Fun Solutions for Kids Group (6-12), LFSPapillion
116	Group Therapy
117	After School Pgrm-ENCAP
118	After School-Omaha MS Learning Center Initiative
119	Summer School
120	Credit Recovery
121	Marijuana 101
122	Alcohol-Wise JV
123	Talented Tenth Scholars Program
124	TAP Program
125	U-YES
126	Stoplifting (On-line Shoplifting Class),
127	Grief Work

128	Neighborhood Accountability Board
129	Teen Chat
130	Gang Intervention
131	Culturally Specific Services/Hispanic
132	Credit Recovery
133	About Face
134	Drug Alcohol Diversion Program
135	Accountability Checks
136	No-So Diversity Intercultural Mural Project
137	Cultural Liaison
138	Cultural Ambassador Program
139	Tracker
140	Tracker with EMS
141	Restitution – financial OR in kind
142	Other Assessment – Trauma Assessment
143	Med Checks – Review (Psychiatrist/ Dr.),
144	Community Treatment Add
145	Juvenile Justice Program
146	Pro-Social Activity
147	School Collaboration
148	Enroll/Participate in Aftercare
149	Family Support Work
150	Independent Living - Transition Youth
151	Shoplifting Program
152	Under the influence
153	Alive at 25
154	Community Coaching- UL
155	Community Coaching
156	Day/Evening Reporting
157	Emergency Respite Care
158	Enhanced Shelter
159	In-Home Crisis Response
160	Intensive Family Preservation
161	Shelter
162	Youth Attendance Navigator
163	In Program
164	Pathways to Success
165	Early Childhood Services
166	Rapid Response
167	Care Coordination
168	Electronic Monitor
169	Urban Youth B.O.L.T.
170	Career Planning

171	Choice Program – LPS
172	College Planning
173	Developmental Assets Class
174	Families Inspiring Families
175	Family Youth Investment
176	Fire Safety Class
177	Golden Warriors
178	Hunter Safety Class
179	Job Shadowing
180	Join School/Community Action
181	Lux Art Center Classes
182	MADD Victim Impact Panel
183	Making Choices Class
184	Multi-Systemic Therapy
185	Research
186	Sudanese Youth Program
187	Toward No Drug Use Class
188	Victim Community Awareness
189	30-Day Agreement
190	After School Program
191	DV Counseling
192	Initial Diagnostic Interview
193	Kent Bellows Art Mentoring Program
194	Project Purpose
195	Xochikalli
196	Dusk to Dawn
197	Noble Youth (Joven Noble) – Ollin
198	Conflict-Wise

Alternatives to Detention

When downloading your Electronic Monitoring, Reporting Center, Shelter Care, or Tracking Services program data files, here is a screenshot of the tables you will receive:

-  ATD
-  ATD_Charges
-  ATD_Classes
-  ATD_Contacts
-  ATD_Courts
-  ATD_Incentive
-  ATD_Monitor
-  ATD_Objectives
-  ATD_Scores
-  Demographic_Address
-  Demographic_Alias
-  Demographic_ContactNumber
-  Demographic_Domestic
-  Demographic_Education
-  Demographic_Profile

Program_Code

EM	Electronic Monitoring
RCNT	Reporting Center
SHCR	Shelter Care
TRSV	Tracking Services

Referral_Source_Id – Referral Source

3	School
5	Other
6	Other County
7	Court Referral
8	DHHS
9	Diversion Program
10	Parent/Guardian
11	Probation
22	Probation Intake

Center_Type_Id – Type of Center (Reporting Center only)

1	Day
2	Evening
3	Weekend
4	Day & Weekend
5	Evening & Weekend
6	Day & Evening
7	Day, Evening, & Weekend

Shelter_Type_Id – Shelter Type (Shelter only)

1	Enhanced shelter (Therapeutic)
2	Short-term basic shelter
3	Crisis stabilization shelter
4	Emergency respite foster care

Intake_Status_Id – Status at Intake	
1	Pre-adjudication
2	Post-adjudication, Pre-disposition
3	Post-disposition
4	Adult Court
5	Diversion
6	Not Court Involved

Parent_Participation_Enrolled – Parent Participation While Enrolled	
1	Active
2	Minimally Active
3	Inactive
4	Unknown
5	No Participation

Detained_At_Discharge – Detained by at Discharge	
0	Not Detained
1	Detainment Initiated by Program Staff
2	Detainment Initiated by Probation
3	Detainment Initiated by Court Order

Currently_Placed_Out_Of_Home – Currently Placed Out of Home	
0	No
1	Yes

Discharge_Id – Discharge Reason	
4	Youth/Parent Refused
7	Other (moved away/death/etc)
17	Youth Absconded
18	New law violation
19	Failure to appear
20	Technical violation
21	Noncompliance program requirements
22	Compliant with program requirements
23	Cut Off Monitor
30	Referral source withdrew youths referral to program

Discharge_Placement_N – Discharge Placement	
1	Remained at Home
2	Placed with Other Family
3	Placed in Foster Care
4	Placed at Group Home
5	Detained
6	Absconded

Program_Progress – Program Progress	
0	Significant Progress
1	Some Progress
2	No Progress
3	Regression
4	Some Regression
5	Significant Regression

Test_Name – Test Name	
1	Pre-MAYSI-2 AD
2	Post-MAYSI-2 AD
3	Pre-MAYSI-2 AI
4	Post-MAYSI-2 AI
5	Pre-MAYSI-2 DA
6	Post-MAYSI-2 DA
7	Pre-MAYSI-2 SC
8	Post-MAYSI-2 SC
9	Pre-MAYSI-2 SI
10	Post-MAYSI-2 SI
11	Pre-MAYSI-2 TD
12	Post-MAYSI-2 TD
13	Pre-MAYSI-2 TE
14	Post-MAYSI-2 TE
15	YLS-PCO
16	YLS-FCP
17	YLS-EE
18	YLS-PR
19	TLS-SA
20	YLS-LR
23	YLS-Total
24	EARL
25	DPS
26	GAIN
27	SSI
28	School Refusal Survey
29	Arizona Assessment
30	Nebraska Youth Screen
31	CRAFFT Screen
32	Youth SPNA
33	Youth EASE
34	Youth ASB
40	RAI
43	Youth TR
21	YLS-B
22	YLS-AO
41	Gain - SS
42	CAFAS Total

Test_Completed – Test Completed	
0	No
1	Yes
2	Test Refused

Activity_Id – Monitor/Activity (Electronic Monitor only)	
0	Placed on GPS Monitor
1	Placed on Radio Frequency Monitor
2	Battery Violation
3	Out of Range Violation
4	Curfew Violation
5	Cut Off Monitor Violation
6	Removed from Monitor
7	Placed on Phone App
8	Monitor removed, program continued contact

Contact_Type_Id – Type of Contact	
0	Face to Face
1	Email
2	Text
3	Phone

Contact_Id – Contact With	
0	Youth
1	Parent/Guardian
2	Youth and Parent/Guardian
3	Collateral
4	Youth and Collateral

UA_Completed – UA Completed	
0	No
1	Yes
2	Refused

HearingType_Id – Hearing Type	
0	Initial Appearance
1	Adjudication
2	Disposition
3	Detention

Screen_Result – UA Screen Result	
0	Negative
1	Positive
2	Inconclusive
3	Excused
4	No Show

YouthAppeared_Id – Youth Appeared	
0	Yes
1	No
2	Waived Appearance

Discharge(UA) – UA Results Related to Discharge	
0	No
1	Yes

Outcome_Id (Court) – Outcome	
0	Continued
1	Adjudication
2	Dismissed
3	Probation
4	Detained

Incentive_Provided – Incentive Provided	
0	No
1	Yes

Type_Id – Type of Incentive	
0	Gift Card
1	Cash
2	Group Event
3	Individual Event
4	Waive Requirements
5	Fee Waiver
6	Scholarship
7	Point System
8	Other

Objectives_Id – Objectives	
1	Pending Court Appearance
2	No New Law Violation
3	Education
4	Supervision
5	Vocational
6	Lifeskills
7	Transportation
8	Substance Abuse
9	Awaiting Placement










Activities_Id – Activities	
2	Appear at Scheduled Court Hearings
3	Avoid Criminal Activity/Police Contact
4	Reduce/Eliminate Tardiness
5	Reduce/Eliminate Unexcused Absences
6	Attend Classes in Alternative School/at Program
7	Obtain GED
8	Enroll in Classes
9	Participate in Tutoring/Homework Help
10	Report at Designated Curfew
11	Attend Scheduled Programming
12	Pick Up and Complete Job Applications
13	Acquire Employment
14	Maintain Employment
15	Attend Scheduled Programming
16	Participate in Group Activities
17	Provided to/from School
18	Provided to/from Work
19	Provided to/from Court/Probation Meetings
20	Provided to/from Doctor/Therapy
21	Abstain from Drug and Alcohol Use
22	Submit to Drug and Alcohol Screens
23	Attend Drug and Alcohol Classes
24	Remain at Current Placement
25	Follow Rules of the Placement

Outcome_Id (Objective) – Outcomes	
1	Completed
2	Did Not Complete Program
3	Refused Services

Class_Type_Id – Class Type	
0	Anger Management
1	Bullying
2	Family
3	Gangs
4	Abstinence
5	Employment Skills
6	Health and Wellness
7	Life Skills
8	Pro Social Activities/Attitudes
9	Substance Abuse
10	School Related

Crisis Response & Respite

When downloading your Crisis Response or Crisis Respite program data files, here is a screenshot of the tables you will receive:

-  CrisisResponse
-  CrisisResponse_FollowUps
-  CrisisResponse_Referrals
-  Demographic_Address
-  Demographic_Alias
-  Demographic_ContactNumber
-  Demographic_Domestic
-  Demographic_Education
-  Demographic_Profile

Program_Code

COPL	Crisis Response
CRSP	Crisis Respite

Behavioral_Id - Behavioral

1	Token Economy
2	Behavior Contract

Location_Id – Location

1	Residence
2	Jail
3	Community
4	School
5	JJC/JDC
6	Other

Legal_Involvement_Id – Current Legal Involvement & History of Legal Involvement

1	Diversion
2	Probation
3	Reentry
4	Child Welfare/CPS
5	Crossover
6	None
7	Unknown

Referral_Source_Id – Referral Source

4	Law Enforcement
5	Other
9	Diversion
10	Parent/Guardian
11	Probation
14	Teacher
15	School Administrator
16	School Counselor
20	Self
21	Juvenile Assessment Center
24	Mental Health/Social Worker

Youth_Living_Situation_Id – Youth's Current Living Situation

1	Lives with Single Parent
2	Lives in Two Parent Home
3	Foster Placement
4	Independent
5	Group Home
6	Other

Presenting_Situation_Id – Presenting Situation	
1	Disorderly/Disruptive Behavior
2	Parent/Child Conflict
3	Drug/Alcohol Intoxication
4	Theft/Other Property Crime
5	Suicide Threat/Attempt
6	Threats of Violence to Others
7	Action of a Sexual Nature
8	Runaway Behavior
9	Resource Assistance
10	Truancy
11	Self-Harm

Injury_Id – Was There an Injury?	
1	No
2	Yes, Youth
3	Yes, Parent
4	Yes, Youth & Parent
5	Yes, Other

Weapon_Involved_Id – Weapon Involved?	
1	Yes
2	No

Plan_Id – Was a Plan Put in Place?	
1	Yes
2	No

Parents_Involved_Id – Were Parent(s) Involved in Plan?	
1	Yes
2	No

Discharge_Reason_Id – Discharge Reason	
4	Youth/Parent Refused
7	Other (Moved Away/Death/etc)
41	Return Home with Services
42	Moved to Another Placement

Case_Outcome_Id – Case Outcome	
0	(unspecified)
1	Remain in Community (Family, Friends, etc)
2	Remain in Home with Interventions
3	Placed Out of Home (Foster Care)
4	Placed Out of Home as Detention Alternative (Shelter, Group Home, Etc.)
5	Placed Out of Home as a Detention
6	Placed Out of Home as an EPC

Services_Available_Id – Were Services Available in Youth's Area?	
1	Yes
2	No

Services_Provided_Id – Case Outcome – Follow-Up Services Provided	
1	Yes
2	No
3	Family Refused Follow-Up

Referral_Type_Id – Referral Type	
1	Mental Health Assessment
2	Mental Health Treatment
3	Family Counseling
4	Substance Abuse
5	Mentoring
6	Employment/Education
7	Basic Needs (Housing, Transportation, Food, Clothing)
8	Child Care
9	Other

Referral_Outcome – Referral Outcome	
1	Youth Attended
2	Youth Did Not Attend
3	Youth/Parent Refused
4	Waiting for Services

FollowUPResult – Result of Follow-Up	
1	Successful Follow-Up
2	Unsuccessful Follow-Up

















Diversion

When downloading your Diversion program data files, here is a screenshot of the tables you will receive.

The codes for the assessment tools administered are in Appendix D.

Note. The spreadsheet labeled “Diversion_Activity” is the Diversion Case Plan tab in the JCMS. The spreadsheet labeled “Diversion_Div_CasePlan_Activity” is the Case Plan Activity tab in the JCMS.

“Diversion_Contract” and “Diversion_Div_Activity” are the historical contract and activity tabs.

-  Demographic_Address
-  Demographic_Alias
-  Demographic_ContactNumber
-  Demographic_Domestic
-  Demographic_Education
-  Demographic_Profile
-  Diversion
-  Diversion_Activity
-  Diversion_Charges
-  Diversion_Div_Activity
-  Diversion_Div_CasePlan_Activity
-  Diversion_Div_Contract
-  Diversion_DrugTest
-  Diversion_DrugTest_Result
-  Diversion_ParentGuardian
-  Diversion_Scores

Program_Code

DVSN	Juvenile Diversion
WARN	Warning Letter

Ref_Src_Id – Referral Source

1	County Attorney
2	City Attorney
3	School
4	Law Enforcement
5	Other
6	Other County
27	DCAO

Discharge_Id – Discharge Reason

0	(unspecified)
1	Successful Discharge
2	Unsuccessful Discharge - failed to comply with program conditions
3	Unsuccessful Discharge - had new law violation(s)
4	Did not Participate - Youth/Parent refused diversion
5	Did not Participate - Diversion program declined admission
6	Did not Participate - County/City Attorney or School withdrew youth's referral to diversion program
7	Unsuccessful Discharge - Other (moved away, death, etc)
8	Did not Participate - Transferred to other diversion jurisdiction
9	Did not Participate - Warning Letter

Refusal_Reason – Refusal Reason	
1	Didn't Respond to Referral
2	Cost
3	Prefer Court Filing
4	Inconvenient/Burdensome
5	Did Not Attend Intake Appointment
6	Lives Out of State

Teen_Court – Teen Court	
0	No
1	Yes

Petition_Filed – Petition Filed	
0	No
1	Yes

Crossover - Crossover	
0	No
1	Yes

Parent_Guardian_Type_Id – Relationship	
1	Father
2	Mother
3	Stepfather
4	Stepmother
5	Legal Guardian
6	Lives on Own
7	Grandparent
8	Other Relative

Test_Completed – Test Completed	
0	No
1	Yes
2	Test Refused

Test_Name – Test Name	
See Appendix D – Test Names	

Risk_Level – Risk Level	
1	Low
2	Medium
3	High

Domain_Id – Primary Domain, Secondary Domain, & Additional Domain	
1	Attitudes/Orientation
2	Education/Employment
3	Family Circumstances
4	Leisure/Recreation
5	Peer Relations
6	Personality/Behavior
7	Substance Abuse
8	Administrative

Programtype_Id – Program Type	
1	Administrative
2	Restorative Practices
3	Skill Building/Classes
4	Accountability
5	Academic
6	Behavioral Health
7	Family Support
8	Prosocial Activity
9	Personal Goals

Drug_Test_Type – Panel Test Type	
1	Alcohol
2	Amphetamines
3	Benzodiazepines
9	Marijuana (THC)
10	Barbiturates
17	Temperature

Drug_Test_Baseline – Baseline	
0	No
1	Yes

Drug_Test_Medicated - Medicated	
0	No
1	Yes
2	None

Drug_Test_Type_Id – Test Type	
1	Alcohol
2	Amphetamines
3	Benzodiazepines
4	Cocaine
5	Methamphetamines
6	Nicotine
7	Opiates
8	Synthetic Cannaboids (K2)
9	Marijuana (THC)
10	Barbiturates
11	Buprenorphine
13	Oxycodone
14	Phencyclidine (PCP)
16	Ecstasy (MDMA)
17	Temperature
26	Morphine
31	Methylenedioxymethamphetaimine
32	Oxidants
33	Creatinine
34	pH level

Drug_Test_Result – Test Result	
1	Positive
2	Negative (Normal)
3	Inconclusive
4	Excused
5	No-Show
6	Admission
7	Tampered
8	Dilute

ProgramSubtype_Id – Program Sub-Type	
1	Diversion Fee Waived
2	Pay Diversion Fee
3	Pay Reduced Diversion Fee
4	Restitution Scholarship Awarded
5	Monitor Only
6	Mediation
7	Youth/victim conference
8	Community service
9	Restitution
10	Jury duty in teen court
11	Apology (letter or in-person)
12	Victim empathy program
13	Employment skills
14	Social Skills
15	Life Skills
16	Cultural support
17	Runaway abatement
18	Gang prevention/intervention
19	Drug or alcohol
20	Anger management
21	Decision-making/criminal thinking
22	Parenting class
23	Avoid criminal activity/police contact
24	Curfew
25	Drug testing
26	Accountability/check in
27	Maintain current positive behavior
28	Tutoring/study hall
29	Attendance program
30	Attendance coach/tracker
31	After school program
32	Summer school
33	Alternative school
34	Substance abuse evaluation
35	Mental health evaluation
36	Dual evaluation
37	Substance abuse treatment
38	Therapy (individual)
39	Family Therapy
40	Sex offender treatment
41	Group therapy
42	DV Therapy (victim or offender)
43	Support Group
44	Wrap-Around (includes IFP, MST, etc.)
45	In home family support












46	Cultural support
47	Runaway abatement
48	Crisis response
49	Mentoring
50	School-based activity
51	Community-based activity
52	Wellness
53	Family
54	Employment
55	College/career planning
56	Essay
57	Other

Completed_Id - Completed	
0	No
1	Yes
2	Partial

Family Support

When downloading your Family Support program data files, here is a screenshot of the tables you will receive.

The codes for the assessment tools administered are in Appendix D.

-  Demographic_Address
-  Demographic_Alias
-  Demographic_ContactNumber
-  Demographic_Domestic
-  Demographic_Education
-  Demographic_Profile
-  FamilySupport
-  FamilySupport_Classes
-  FamilySupport_Contacts
-  FamilySupport_Referrals
-  FamilySupport_Scores

Referral_Source_Id – Referral Source

5	Other
9	Diversion Program
11	Probation
14	Teacher
15	School Administrator
16	School Counselor
20	Self
21	Another Student
22	None
24	Mental Health/Social Worker
26	Court

PresentingIssueId – Presenting Issue

1	Family Problems
2	Runaway
3	Truancy
4	Uncontrollable
5	Mental/Behavioral Health
6	Other

Prior_Violations_Id – Prior Law Violations

1	yes
2	no
3	unknown

Enrollment_Reason_Id – Primary Reason for Enrollment

30	Required by Court
31	Voluntary
32	Recommended by Court

High_Risk_Environment_Id – High Risk Environment

1	yes
2	no
3	unknown

Aggressive_Behavior_Id – History of Aggressive Behavior	
1	yes
2	no
3	unknown

Contact_Type_Id – Type of Contact	
0	Face-to-Face
1	Email
2	Text
3	Phone

Family_Function_Id – Family Function (at intake) & Family Function (at discharge)	
1	very poor
2	poor
3	average
4	good
5	very good

Contact_Reason_Id – Reason for Contact	
9	Youth Mental Health/Behavioral Issues
10	Parent Mental Health/Behavioral Issues
11	Family Mental Health/Behavioral Issues

Family_Communication_Id – Family Communication (at intake) & Family Communication (at discharge)	
1	very poor
2	poor
3	average
4	good
5	very good

Activity_Type_Id – Primary Type of Activity & Secondary Type of Activity	
1	Behavioral Contract
2	Develop Behavioral Goals
3	Developed Meaningful Sanctions/Rewards for Youth with Family
4	Advocacy
5	Referral to Services
6	Developed Educational Goals
7	Developed Employment Goals
8	Assisted Families in Parenting Skills
9	Assisted in Other Skills
10	Family Therapy
11	Individual Therapy
12	Culture-based Activity

Discharge_Reason_Id – Discharge Reason	
7	Other (moved away/death/etc)
10	Completed Program Requirements
12	Transferred Schools
30	Stopped Attending
38	Youth Refused
39	Parent Refused
40	Family Plans to Follow Through

Referral_Type_Id – Referral Type	
1	Mental Health Assessment
2	Mental Health Treatment
3	Family Counseling
4	Substance Abuse
5	Mentoring
6	Employment/Education
7	Basic Needs (Housing, Transportation, Food, Clothing)
8	Child Care
9	Other

Class_Objective_Id – Class Objective	
1	General Parenting Skills
2	Teen Parenting Skills
3	Social-Cognitive Functioning of Youth
4	Family Functioning
5	School Attachment
6	Behavioral Issues
7	General Life Skills












Test_Name – Test Name	
See Appendix D – Test Names	

Referral_Outcome – Referral Outcome	
1	Youth Attended
2	Youth Did Not Attend
3	Youth/Parent Refused
4	Waiting for Services

Test_Completed – Test Completed	
0	No
1	Yes
2	Test Refused

Mediation

When downloading your Mediation program data files, here is a screenshot of the tables you will receive:

-  Demographic_Address
-  Demographic_Alias
-  Demographic_ContactNumber
-  Demographic_Domestic
-  Demographic_Education
-  Demographic_Profile
-  Mediation
-  Mediation_Conference
-  Mediation_Contact
-  Mediation_FollowUp
-  Mediation_Reparation

Ref_Src_Id – Referral Source

3	School
5	Other
9	Diversion
20	Self
22	Family Member
23	Mental Health/Social Worker
24	Probation Officer
25	Judge
26	Attorney
27	Victim Advocate

Juvenile_Case_Status_Id – Juvenile Case Status

0	(unspecified)
1	Pre-Filing Diversion
2	Post-Filing & Pre-Adjudication
3	Post-Adjudication/Probation
4	Post-Adjudication/Non-Probation

Enrollment_Reason_Id – Reason for Enrollment

1	Assault
2	Vandalism/Property Damage
3	Disturbing the Peace

4 Criminal Mischief

5	Theft
6	Disorderly Conduct
7	Trespassing
8	Mutual Assault
9	Harassment
10	Other – please specify

Prior_Violations_Id – Prior Law Violations

0	(unspecified)
1	Yes
2	No
3	Unknown

Aggressive_Behavior_Id – History of Aggressive Behavior

0	(unspecified)
1	Yes
2	No
3	Unknown

High_Risk_Environment_Id – High Risk Environment	
0	(unspecified)
1	Yes
2	No
3	Unknown

Contact_Type – Type of Contact	
1	Face to Face
2	Phone
3	Email
4	Text
5	Letter

Reparation_Agreement_Reached – Reparation Agreement Reached	
1	Yes
2	No

Contact_With – Contact with	
1	Youth Individual Private Session
2	Youth and Parent/Guardian
3	Youth's Parent/Guardian
4	Victim Individual Private Session
5	Victim and Parent/Guardian
6	Victim's Parent/Guardian

Agreement_Reached_Yes – Outcome if Agreement Was Reached	
0	(unspecified)
1	Successful Fulfillment (all conditions met)
2	Partial Fulfillment (more than half conditions met)
3	Unsuccessful Fulfillment (less than half conditions met with low intent to fulfill agreement)

Conference_Type_Id – Type of Conference	
1	Victim/Youth Conference
2	Youth Conference with Adult Victim Surrogate
3	Youth Conference with Youth Victim Surrogate
4	Victim Relay Hybrid
5	NA - No Conference
6	Informal Meeting

Agreement_Reached_No – Reason Agreement Was Not Reached	
0	(unspecified)
1	Youth Unreachable
2	Youth Did Not Agree
3	Youth Not Appropriate for Program
4	Withdrawn by Referral Source
5	N?A - No Reparation Needed

ReparationAgreement_Goals_Id – Goals	
1	Service to Victim
2	Service to Community
3	Apology
4	Financial Restitution
5	Services for the Youth
6	Other
7	Reflection Statement

MediatonVictim_Id – Victim	
0	(unspecified)
1	Youth Under Age 19
2	School Staff (includes teachers)
3	Family member (includes parents)
4	Community Member 19 Years and Over
5	Business/Organization/Public Institution/Other

Goals_Completed – Goal Completed Prior to Case Closure	
1	Yes
2	No

FollowUp_Completed – Follow-up Completed	
1	Yes
2	No - Unable to Contact
3	No - Refused

FollowUp_With – Who Is Follow-up with?	
1	Youth
2	Victim
3	Youth with Surrogate
4	Surrogate

YouthOnly – It was helpful for me to meet the person who was affected by my behavior?	
1	Strongly Agree
2	Agree
3	Neither Agree or Disagree
4	Disagree
5	Strongly Disagree

VictimOnly – It was helpful to talk directly with the person who was responsible for the harm?	
1	Strongly Agree
2	Agree
3	Neither Agree or Disagree
4	Disagree
5	Strongly Disagree

YouthSurrogateOnly – It was helpful for me to meet with a person representing those harmed?	
1	Strongly Agree
2	Agree
3	Neither Agree or Disagree
4	Disagree
5	Strongly Disagree











Conference_Satisfied – Overall, how satisfied are you with the conference?	
1	Extremely Satisfied
2	Satisfied
3	Neither Satisfied or Dissatisfied
4	Dissatisfied
5	Extremely Dissatisfied

ReparationAgreement_Satisfied – How satisfied are you with the reparation agreement made?	
1	Extremely Satisfied
2	Satisfied
3	Neither Satisfied or Dissatisfied
4	Dissatisfied
5	Extremely Dissatisfied
6	Not Applicable (no agreement was made)

Mental Health

When downloading your Mental Health program data files, here is a screenshot of the tables you will receive.

The codes for the assessment tools administered are in Appendix D.

-  Demographic_Address
-  Demographic_Alias
-  Demographic_ContactNumber
-  Demographic_Domestic
-  Demographic_Education
-  Demographic_Profile
-  MentalHealth
-  MentalHealth_Contacts
-  MentalHealth_Groups
-  MentalHealth_Scores

Referral_Source_Id – Referral Source

5	Other
9	Diversion Program
10	Parent/Guardian
14	Teacher
15	School Administrator
16	School Counselor
18	Assessment Center
20	Self
24	Mental Health/Social Worker
26	Court

Discharge_Reason_Id – Discharge Reason

7	Other (moved away/death/etc)
10	Completed Program Requirements
12	Transferred Schools
29	Referred to Higher Level of Service
30	Stopped Attending
38	Youth Refused
39	Parent Refused

Prior_Violations_Id – Prior Law Violations

1	Yes
2	No
3	Unknown

Presenting_Issue_N – Presenting Issue

1	Anger
2	Anxiety
3	Attention Seeking
4	Attention/Focus
5	Attitude
6	Decision Making
7	Defiance
8	Depression
9	Disruptive Behaviors
10	Emotion Regulation
11	Emotional Disturbance
12	Grief
13	Hyperactivity
14	Impulse Control
15	Issues at Home with Parents
16	Issues with Peers/Bullying
17	Self-esteem/Confidence
18	Social/Life Skills
19	Substance Abuse
20	Suicidal Thoughts/Self-Harm
21	Trauma Symptoms
22	Truancy/School Attachment

Diagnosis – Diagnosis 1 & Diagnosis 2	
1	Attention or Hyperactivity
2	Behavioral/Conduct Disorder
3	Anxiety Disorder
4	Depression/Bipolar Disorder
5	Substance-Related or Addictive
6	Trauma/PTSD
7	Learning Disorder
8	Intellectual Disability
9	Personality Disorder
10	Autism Spectrum
11	Eating Disorder
12	Schizophrenia Spectrum or Psychosis
13	Issues due to Family/Home Environment
14	Attachment Disorder
15	Adjustment Disorder
16	No Diagnosis

Aggressive_Behavior_Id – History of Aggressive Behavior	
1	Yes
2	No
3	Unknown

High_Risk_Environment_Id – High Risk Environment	
1	Yes
2	No
3	Unknown

Discharge_Progress_Id – Progress at Discharge	
0	Significant Progress
1	Some Progress
2	No Progress
3	Regression
4	Some Regression
5	Significant Regression

EB_NE_Assessment – EB-NE Intake/Follow-Up Assessment Completed	
1	Yes
2	No

EB_NE_Assessment_No – If No, Why Not	
1	Youth Refused
2	Not Appropriate for Youth (too young, language barrier, etc.)
3	Youth Left Program Early

Group_Objective_Id – Group Objective	
3	Social-Cognitive Functioning of Youth
4	Family Functioning
5	School Attachment
6	Behavioral Issues
7	General Life Skills

LocationId – Location	
1	Youth's Home
2	School
3	Office

Contact_Type – Type of Contact	
0	Face to Face
3	Phone
4	Video Conferencing












Intervention_Type_Id – Intervention Type	
1	Cognitive-Behavior Therapy
2	Social-Skills Group
3	Solution-Focused Counseling
4	Multi-Systematic Family Therapy
5	Family Therapy
6	Motivational Interviewing/Enhancement
7	Play Therapy
8	Dialectical Behavior Therapy
9	Group Therapy
10	Individual Therapy
11	Psychotherapy
12	Mental Health Evaluation
13	Substance Abuse Evaluation
14	Intake Assessment

Test_Completed – Test Completed	
0	No
1	Yes
2	Test Refused

Test_Name – Test Name	
See Appendix D – Test Names	

Mentoring

When downloading your Mentoring program data files, here is a screenshot of the tables you will receive:

-  Demographic_Address
-  Demographic_Alias
-  Demographic_ContactNumber
-  Demographic_Domestic
-  Demographic_Education
-  Demographic_Profile
-  Mentoring
-  Mentoring_Contacts
-  Mentoring_Mentor
-  Mentoring_Potential_Mentor
-  Mentoring_WaitList

Program_Code

MECO	Mentoring Community
MEJU	Mentoring Justice
MESC	Mentoring School
MEYI	Mentoring Youth

Referral_Source_Id – Referral Source

3	School
5	Other
6	Other County
7	Court Referral
8	DHHS
9	Diversion Program
10	Parent/Guardian
11	Probation
12	YRTC/Detention
13	Regional Prevention Center

Discharge_Id – Discharge Reason

4	Youth/Parent Refused
7	Other (moved away/death/etc)
24	Closed Successfully
25	Closed by Mentee
26	Closed by Mentor
27	Closed by Program
28	Discharge Prior to Matching
29	Program Ended, Relationship Continued

Parental_Involvement_Id – Parental Involvement

0	None
1	Active
2	Minimally Active
3	Inactive
4	Unknown

Prior_Violations_Id – Prior Legal Violations

0	Unknown
1	Yes
2	No

Aggressive_Behavior_Id – History of Aggressive Behavior	
0	Unknown
1	Yes
2	No

Risk_Environment_Id – High Risk Environment	
0	Unknown
1	Yes
2	No

School_Attachment_Id – School Attachment	
0	High Attachment
1	Medium Attachment
2	Low Attachment
3	Unknown

Misses_School_Id – Misses School	
0	Frequently
1	Sometimes
2	Rarely
3	Never
4	Unknown

GPA_Id – Grades	
0	Mostly As
1	Mostly Bs
2	Mostly Cs
3	Mostly Ds
4	Mostly Fs
5	Unknown

Youth_Currently_Placed – Youth Currently Placed	
1	At Home
2	Other Community Placement
3	Foster Care
4	Group Home
5	Shelter
6	Detention/YRTC

EB_NE_Assessment – EB-NE Intake/Follow up Assessment Completed	
1	Yes
2	No

EB_NE_Assessment_No – If No, Why Not	
1	Youth Refused
2	Not Appropriate for Youth (too young, language barrier, etc.)
3	Youth Left Program Early

Race – Mentor Race/Ethnicity	
0	(unspecified)
1	American Indian, Alaska Native
2	Asian
3	Black, African American
4	Native Hawaiian, Other Pacific Islander
5	White
6	Hispanic
7	Other Race
8	Multiple Races

Gender – Mentor Gender	
0	(unspecified)
1	Female
2	Male

Education_Level – Mentor Education Level	
1	HS Diploma or Equivalent
2	Some College
3	AA
4	BA
5	MA
6	JD
7	PhD
8	MD
9	Current High School Student

Background – Does mentor have background in helping roles/profession?	
1	No
2	Yes

Motivation_Id – Motivation of Mentor	
0	Fulfill a Civic Duty
1	Professional Development
2	Gain Personal Experience
3	Asked by Mentee












Initiated_By – Initiated by	
1	Youth
2	Mentor
3	Agency
4	Other
5	N/A

Contact_Type_Id – Type of Contact	
1	Face to Face
2	Text
3	Email
4	Social Media
5	Phone Call
6	Group Activity
7	Alternative Activity

Contact_Setting_Id – Setting	
1	Community
2	School
3	Detention Center
4	Mentee's Home
5	Mentor's Home
6	E-Mentoring
7	Other

Prevention & Promotion

When downloading your Prevention/Promotion program data files, here is a screenshot of the tables you will receive:

-  Demographic_Address
-  Demographic_Alias
-  Demographic_ContactNumber
-  Demographic_Domestic
-  Demographic_Education
-  Demographic_Profile
-  PreventionPromotion
-  PreventionPromotion_ActivityEvents
-  PreventionPromotion_IncentiveEvents
-  PreventionPromotion_ProgramEvents
-  PreventionPromotion_ScoreEvents

Program_Code

DEPP	One Time Event
PRMO	Prevention Promotion

Referral_Source_Id – Referral Source

5	Other
9	Diversion Program
10	Parent/Guardian
14	Teacher
15	School Administrator
16	School Counselor
18	Assessment Center
19	Worker
20	Self
24	Mental Health/Social Worker

Discharge_Reason – Discharge Reason

1	Successful Completion
2	Unsuccessful Completion
3	Case Closed
4	Youth/Parent Refused
7	Other (moved away/death/etc)

Referral_Reason_N – Reason for Referral

1	Afterschool Supervision
2	Asset Building
3	College Planning
4	Community Engagement
5	Community Service
6	Diversion Requirement
7	Education/Tutoring
8	Gang Prevention
9	High-risk Behaviors
10	Job Skills
11	Law Violation
12	Leadership Development
13	Life Skills
14	Prosocial Activity/Sports
15	Substance Abuse Prevention
16	Summer Supervision

EB_NE_Assessment – EB-NE Intake/Follow Up Assessment Completed	
1	Yes
2	No

EB_NE_Assessment_No – In No, Why Not	
1	Youth Refused
2	Not Appropriate for Youth (too young, language barrier, etc.)
3	Youth Left Program Early

ActivityType – Activity Type	
1	Homework/Tutoring
2	Art
3	Life Skills
4	Employment Skills
5	Prosocial Activities
6	Health and Wellness
7	Recreation
8	Gang Prevention
9	Substance Abuse
10	Anger Management
11	Restorative Practices

IncentiveProvided – Incentive Provided	
1	Yes
2	No

IncentiveType – Type of Incentive	
1	Gift Card
2	Cash
3	Group Event
4	Individual Event
5	Personal Items
6	Waive Requirements
7	Fee Waiver
8	Scholarship
9	Point System
10	Voucher
11	Other

Survey_Completed – Survey Completed	
1	Yes
2	No

No_Survey_Administered – No Survey Administered	
1	Youth Too Young
2	Youth Refused

Survey_Method	
1	Email
2	Paper
3	Both











ProgramName_Id – Name of Program	
1	Adams County Horizon Lifeskills
2	Box Butte County Alliance Public Schools Job Coach
3	Buffalo County Second Step Middle School
4	Buffalo County Decision Making Classes
5	Buffalo County Photo Voice
6	Cheyenne County Unified Raiders
7	Cheyenne County Kimball Prevention Coalition (Kimball Teen Program)
8	Custer County Hearts Program
9	Douglas County Jaguar Football Program
10	Douglas County Urban B.O.L.T.
11	Douglas County Police Athletics for Community Engagement (PACE)
12	Douglas County Lead and Seed
13	Gage County 4-H/Enrichment
14	Lancaster County Project HIRE
15	Lancaster County Operation Tipping Point
16	Lancaster County 5-0 Club
17	Lancaster County Latina Leaders
18	Lancaster County Malone Leadership Academy
19	Lancaster County Malone Leadership Academy for Young Women
20	Lancaster County Community Youth Services
21	Lincoln County Asset Building
22	Lincoln County Changing Behaviors Alternative Program
23	Lincoln County Youth Leadership Development
24	Madison County Connected Youth Initiative
25	Madison County Crofton Youth Program (Knox County)

26	Platte County 40 Developmental Assets
27	Platte County Triumph Builders Club
28	Platte County Upward movement
29	Platte County Time for Change
30	Saline County Positive Youth Leadership/Development
31	Sarpy County Teen Court Volunteers/Law Academy
32	Seward County 1st Job
33	Lancaster County Joven Noble
34	Dakota County Teen Court Volunteers
35	Dodge County Lifeskills
36	Douglas County Violence Prevention Initiative
37	Dodge County Family Navigator
40	Douglas County CATS Program
41	Douglas County Healing Circulos
42	Hall County Latinx Outreach
43	Lancaster County Girl Scouts Juvenile Justice Outreach
44	Lancaster County ACCC Serving Immigrant and Refugee Youth
45	Lancaster County Strengthfinder Coach
46	Lancaster County All-Access Pass
47	Platte County Youth and Families for Christ
48	Lancaster County Take Pause 2.0
49	Douglas County Girls Inc Success Prep
50	Sheridan County Behavioral Health
51	Saunders County Peer Mediators

Please note there will be a field in the spreadsheet for Program Name and one for Program Name Id. Program Name is a narrative field that no longer exists in the JCMS and will not have a code table in this guidebook.

School-based Programs

When downloading your After School, Alternative School, Interventionist, or School Resource officer program data files, here is a screenshot of the tables you will receive:

-  Demographic_Address
-  Demographic_Alias
-  Demographic_ContactNumber
-  Demographic_Domestic
-  Demographic_Education
-  Demographic_Profile
-  SchoolBased
-  SchoolBased_Activities
-  SchoolBased_Attendance
-  SchoolBased_Contact

Program_Code

AFSC	After School
ALSC	Alternative School
INTV	Interventionist
SRO	School Resource Officer

Aggressive_Behavior_Id – History of Aggressive Behavior

1	Yes
2	No
3	Unknown

Referral_Source_Id – Referral Source

5	Other
7	Court Referral
9	Diversion Program
11	Probation
14	Teacher
15	School Administrator
16	School Counselor
19	Worker
20	Self
21	Another Student
22	None
23	Family Member
24	Mental Health/Social Worker
25	School Resource Officer

Prior_Violations_Id – Prior Law Violations

1	Yes
2	No
3	Unknown

High_Risk_Environment_Id – High Risk Environment

1	Yes
2	No
3	Unknown

Enrollment_Reason_Id – Primary/Secondary Reason for Enrollment	
1	Tutoring
2	Alternative Activities
3	Child Supervision
4	Peer Interaction
5	Poor School Attendance
6	Drug Possession/Use
7	Assault
8	Chronic Truancy
9	Weapon Possession/Use
10	Academic Failure
11	Disruptive Verbal Behavior
12	Pregnancy/Parenthood
14	Mental Health
15	Truancy
16	Family Problems
17	Harassment
18	Fighting/Assault
19	Theft
20	Vandalism
21	Arson
22	Drugs/Alcohol
23	Mental/Behavioral Health
24	Grades
25	Missing Assignments/Homework
26	School Engagement
27	Other
28	Transportation to School
29	Traffic Violation
33	Inappropriate Phone Use
34	Safety Threat
35	Voluntary Contact

Misses_School_Id – Misses School	
1	Frequently
2	Sometimes
3	Rarely
4	Never
5	Unknown

IEP – IEP (Alternative School only)	
0	No
1	Yes

GPA_Id – Grades	
1	Mostly As
2	Mostly Bs
3	Mostly Cs
4	Mostly Ds
5	Mostly Fs
6	Unknown

School_Attachment_Id – School Attachment	
1	High Attachment
2	Medium Attachment
3	Low Attachment
4	Unknown

Discharge_Reason_Id – Discharge Reason	
4	Youth/Parent Refused
7	Other (moved away/death/etc)
10	Completed Program Requirements
11	Did Not Complete Program Requirements
12	Transferred Schools
13	Transferred to GED
14	Transferred to Homeschool
15	Dropped Out
16	Graduated
30	Stopped Attending
31	Other Commitments
32	Expelled
33	Transferred to Regular School
34	Citation Issued
35	Referred to Probation
37	New Charges/Probation
60	Case Closed, No Further Action

Parental_Involvement – Parental Involvement	
1	Active
2	Minimally Active
3	Inactive
4	No Participation
5	Unknown

EB_NE_Assessment – EB-NE Intake/Follow up Assessment Completed	
1	Yes
2	No

EB_NE_Assessment_No – If No, Why Not	
1	Youth Refused
2	Not Appropriate for Youth (too young, language barrier, etc)
3	Youth Left Program Early

Activity_Type – Activity Type	
1	Homework/Tutoring
2	Art
3	STEM
4	LifeSkills
5	Employment Skills
6	Prosocial Activities
7	Health and Wellness
8	Recreation
9	Restorative Practices












Contact_Reason – Primary/Secondary/Additional Reason for Contact	
0	Grades
1	Missing assignments/homework
2	Truancy
3	School engagement
4	Behavior issues
5	Other
6	Check-in Appointment
7	Personal/Family/Social Issues
8	Goal Setting

Outcome – Outcome	
1	Behavior Contract
2	Apologies
3	Restitution
4	Community Service
5	Personal Reflection
6	Pro Social Instruction
7	No Agreement Reached
8	Referred to Outside Services

Intervention_Attempted_N – Intervention Attempted	
1	Attendance Hearing
2	Attendance Plan Set/Reviewed
3	Behavior Plan Set/Reviewed
4	Contact Other Supports
5	Contact Parents
6	Discussion/Reminders
7	Future Planning (college, employment)
8	Helped Meet Basic Needs (transportation, hygiene, etc)
9	Meeting with Youth
10	Program Referral
11	Reward/Incentive
12	Set/Reviewed Goals
13	Social Skills
14	Team Meeting
15	Worked Together on Assignments/Studied

Truancy

When downloading your Truancy program data files, here is a screenshot of the tables you will receive:

-  Demographic_Address
-  Demographic_Alias
-  Demographic_ContactNumber
-  Demographic_Domestic
-  Demographic_Education
-  Demographic_Profile
-  Truancy
-  Truancy_Activities
-  Truancy_ParentGuardian
-  Truancy_Period
-  Truancy_Scores

Referral_Source_Id – Referral Source

1	County Attorney
3	School
5	Other
10	Parent/Guardian

Parental_Involvement – Parental Involvement

1	Active
2	Minimally Active
3	Inactive
4	No Participation
5	Unknown

Truancy_Status – Truancy Type

1	Monitor Only
2	Truancy Intervention
3	Truancy Diversion

Enrollment_Reason – Primary/Secondary Reason

1	Youth Chronic Medical Issue
2	Youth Mental/Behavioral Health
3	Youth Substance Abuse
4	Youth School Engagement
5	Youth Work Schedule
6	Youth Pregnant/Parenting
7	Out of Home/Runaway
8	Transportation
9	Bullying
10	Parent Mental/Behavioral/Physical Health
11	Household Priorities

GPA_Id – Grades

1	Mostly As
2	Mostly Bs
3	Mostly Cs
4	Mostly Ds
5	Mostly Fs
6	Unknown

School_Attachment – School Attachment

1	High Attachment
2	Medium Attachment
3	Low Attachment
4	Unknown

Discharge_Id – Discharge Reason	
4	Youth/Parent Refused
7	Other (moved away/death/etc)
10	Completed Program Requirements
11	Did Not Complete Program Requirements
12	Transferred Schools
13	Transferred to GED Program
14	Transferred to Homeschool
15	Dropped Out
16	Graduated
28	Case Type Changed
29	Referred to Higher Level of Service
31	City/County Attorney or School Withdrew Youth's Referral to Truancy Program

Activity_TypeContact – Type of Contact	
1	Face to Face
2	Phone
3	Email
4	Text
5	Letter

Activity_Update – Activity Update	
1	Monitoring/Check-in
2	Incentive Reward
3	Tutoring
4	Contact with Parent/Guardian
5	Contact with Collateral (therapist, etc)
6	Team Meeting
7	Letter Sent to Youth/Family
8	Unsuccessful Contact
9	Other
10	Mediation
11	Meeting with Tracker
12	Family Support

Test_Completed – Test Completed	
0	No
1	Yes
2	Test Refused

Test_Name_Id – Test Name	
32	Youth SPNA
33	Youth EASE
34	Youth ASB
35	Youth TR
36	Parent SPNA
37	Parent EASE
38	Parent ASB
39	Parent TR
40	Nebraska Youth Screen (NYS)
41	Post MAYSI-2 AD
42	Post MAYSI-2 AI
43	Post MAYSI-2 DA
44	Post MAYSI-2 SC
45	Post MAYSI-2 SI
46	Post MAYSI-2 TD
47	Post MAYSI-2 TE
48	Pre MAYSI-2 AD
42	Pre MAYSI-2 AI
50	Pre MAYSI-2 DA
51	Pre MAYSI-2 SC
52	Pre MAYSI-2 SI
53	Pre MAYSI-2 TD
54	Pre MAYSI-2 TE
55	SSI

Period_Type_Id – Attendance Type	
1	Class Periods
2	Days
3	Minutes
4	Half Days

Semester_Id – Semester	
1	Fall
2	Spring
3	Other
4	Remote Learning

Enrollment_Period_Id – <i>auto-assigned based on enrollment tab</i>	
0	Pre-Enrollment
1	Enrollment
2	Post-Enrollment

Parent_Guard_Type_Id – Relationship	
1	Father
2	Mother
3	Stepfather
4	Stepmother
5	Legal Guardian
6	Lives on Own
7	Grandparent
8	Other Relative

Appendix A – JCMS Extract Procedure

1. Log into your JCMS account, ensuring you are at the following web page:
<https://ncjis.nebraska.gov/jdcm/default.aspx>

2. Select *Data Export* option

NCJIS KDAHLMANJDCMS 7/18/2022 10:55:20 AM Home Help Logout Criminal Non-Criminal Tools

Juvenile Case Management System: JDCM Administrators

Search: Search Show All Open Cases

☐ Search all counties Search By ClientID

State Admin New Client Reports Administrative Grant Admin Support

System Improvement

Data Export

3. Select *Agency* and *Case Type*, then click *Request Data Export*

NCJIS KDAHLMANJDCMS 7/18/2022 10:55:20 AM Home Help Logout Criminal Non-Criminal Tools

Juvenile Case Management System: JDCM Administrators

Search: Search Show All Open Cases

☐ Search all counties Search By ClientID

State Admin New Client Reports Administrative Grant Admin Support

System Improvement

Data Export Request

Agency* JDCM Administrators Case Type* ALL

Request Data Export

4. Click *OK*

NCJIS KDAHLMANJDCMS 7/18/2022 10:55:20 AM Home Help Logout Criminal Non-Criminal Tools

Juvenile Case Management System: JDCM Administrators

Search: Search Show All Open Cases

☐ Search all counties Search By ClientID

State Admin New Client Reports Administrative Grant Admin Support

System Improvement

Data Export Request

Agency* Select an agency Case Type* Select Case Type

Request Data Export

ncjis.nebraska.gov says
Your Data Export Request has been submitted successfully for Case Type:ALL and Currently in Process. Please revisit after an hour to download the zip file.

OK

5. Your request will display under the *Search Results* table

NCJIS KDAHLMANJDCMS 7/18/2022 11:18:17 AM Home Help Logout Criminal Non-Criminal Tools

Juvenile Case Management System: JDCM Administrators

Search: Search Show All Open Cases

☐ Search all counties Search By ClientID

State Admin New Client Reports Administrative Grant Admin Support

System Improvement

Data Export Request

Agency* JDCM Administrators Case Type* Select Case Type

Request Data Export

Search Results

Delete	Agency	Case Type	Date Requested	Requested By	Export Zip File
<input type="checkbox"/>	JDCM Administrators	ALL	7/18/2022 11:11:59 AM	KDahlmanJDCMS	Data Extract Is In Process

- When your data extract is finished (which may take up to an hour), download the exported .zip file that appears in the far-right column of the Search Results section.

Juvenile Case Management System: JDCM Administrators

Search: Search Show All Open Cases

☐ Search all counties

Search By ClientID

State Admin New Client Reports Administrative Grant Admin Support

System Improvement

Data Export

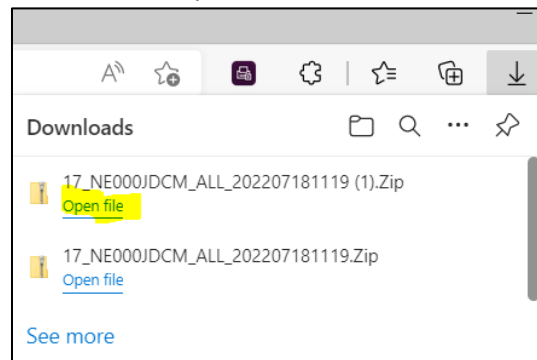
Data Export Request

Agency* JDCM Administrators Case Type* Select Case Type Request Data Export

Search Results

Delete	Agency	Case Type	Date Requested	Requested By	Export Zip File
<input type="checkbox"/>	JDCM Administrators	ALL	7/18/2022 11:11:59 AM	KDahlmanJDCMS	17_NE000JDCM_ALL_202207181119.Zip

- After the file has downloaded, click *Open File*.

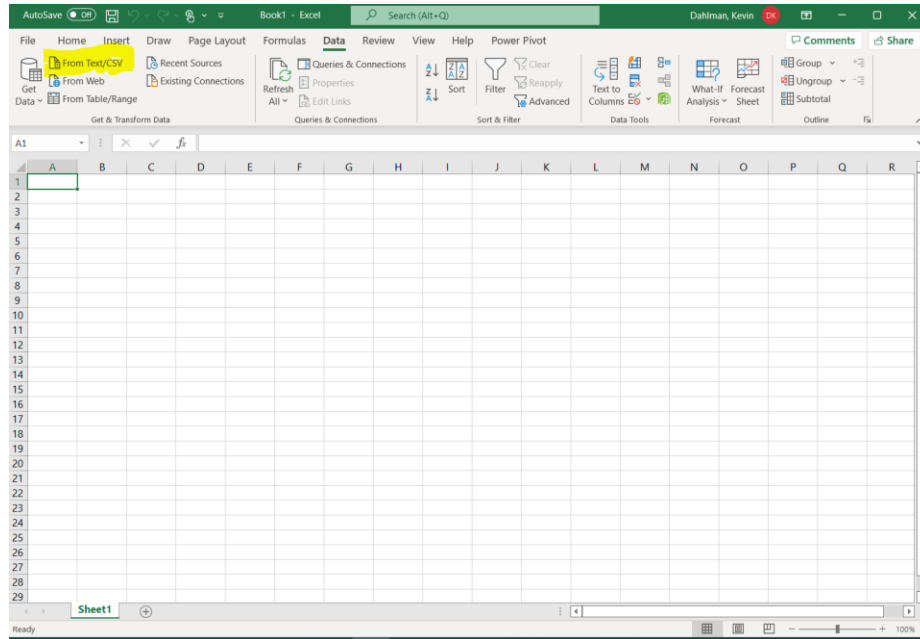


- In addition to the program-specific tables (Family Support for this example), you will also receive demographic tables containing more general information about JCMS clients. For additional help on linking these tables together using Excel, please see Appendix B.

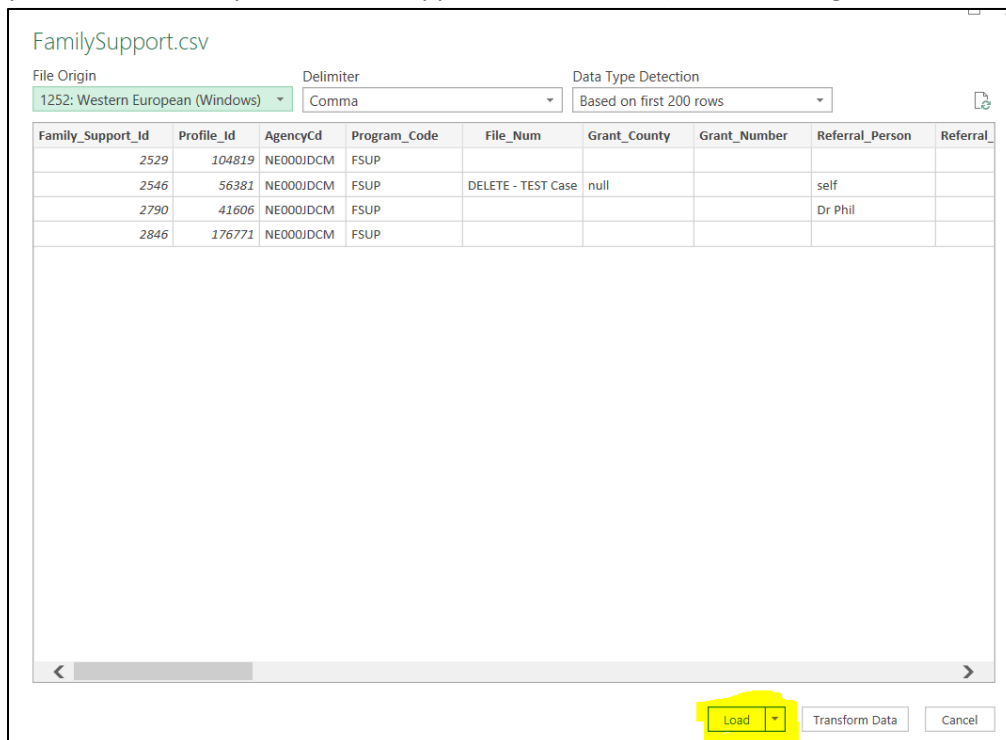
	Demographic_Address	Microsoft Excel Comma S...	1 KB	No	1 KB	30%	7/18/2022 12:45 PM
<input type="checkbox"/>	Demographic_Alias	Microsoft Excel Comma S...	1 KB	No	1 KB	30%	7/18/2022 12:45 PM
	Demographic_ContactNumber	Microsoft Excel Comma S...	1 KB	No	1 KB	22%	7/18/2022 12:45 PM
	Demographic_Domestic	Microsoft Excel Comma S...	1 KB	No	1 KB	29%	7/18/2022 12:45 PM
	Demographic_Education	Microsoft Excel Comma S...	1 KB	No	1 KB	25%	7/18/2022 12:45 PM
	Demographic_Profile	Microsoft Excel Comma S...	1 KB	No	1 KB	35%	7/18/2022 12:45 PM
	FamilySupport	Microsoft Excel Comma S...	1 KB	No	1 KB	56%	7/18/2022 12:45 PM
	FamilySupport_Classes	Microsoft Excel Comma S...	1 KB	No	1 KB	45%	7/18/2022 12:45 PM
	FamilySupport_Contacts	Microsoft Excel Comma S...	1 KB	No	2 KB	64%	7/18/2022 12:45 PM
	FamilySupport_Referrals	Microsoft Excel Comma S...	1 KB	No	1 KB	50%	7/18/2022 12:45 PM
	FamilySupport_Scores	Microsoft Excel Comma S...	1 KB	No	2 KB	69%	7/18/2022 12:45 PM

Appendix B – Combining Tables in Excel

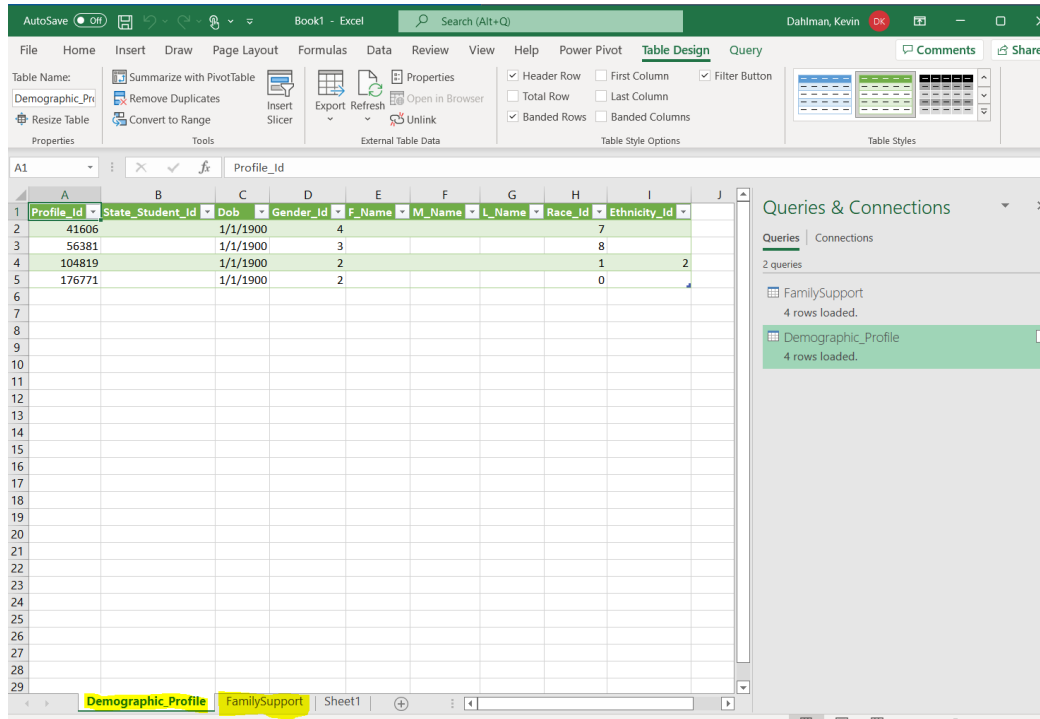
- 1) Open a new Excel workbook. Under the Data tab, click “From Text/CSV” and select one of the JCMS files you just downloaded. (The example provided here uses the Family Support program, however this matching process is interchangeable for all JCMS program types.)



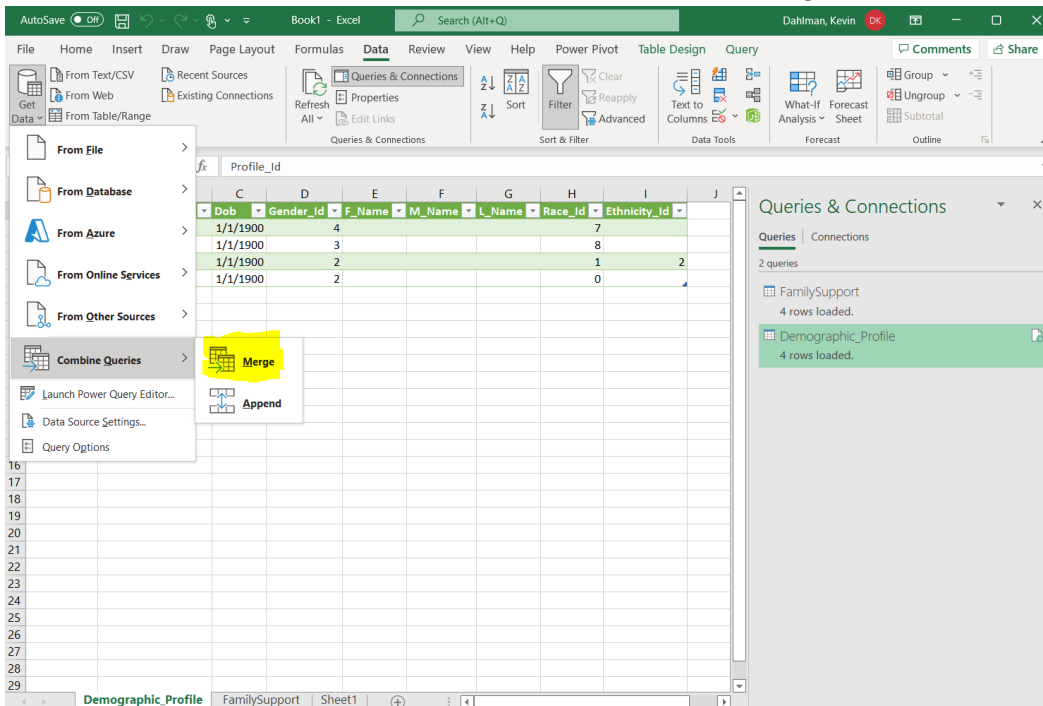
- 2) A preview of the file you select will appear. Click “Load” (default settings should be okay).



- 3) Within the same workbook, open another file you want matched, repeating the same process in Steps 1-2. Both files will open in different sheets.



- 4) Under the Data tab, select “Get Data” > “Combine Queries” > “Merge”.



- 5) Select the two tables you want to merge and identify the unique ID field for doing so. For this example, and **all other Demographic-Program table merges**, we will use **Profile_Id** as the matching column.

Merge

Select tables and matching columns to create a merged table.

Demographic_Profile

Profile_Id	State_Student_Id	Dob	Gender_Id	F_Name	M_Name	L_Name	Race_Id	Ethnicity_
41606		1/1/1900	4				7	
56381		1/1/1900	3				8	
104819		1/1/1900	2				1	
176771		1/1/1900	2				0	

FamilySupport

Family_Support_Id	Profile_Id	AgencyCd	Program_Code	File_Num	Grant_County	Grant_Numbe
2529	104819	NE000JDCM	FSUP			
2546	56381	NE000JDCM	FSUP	DELETE - TEST Case	null	
2790	41606	NE000JDCM	FSUP			
2846	176771	NE000JDCM	FSUP			

Join Kind

Left Outer (all from first, matching from second)

☐ Use fuzzy matching to perform the merge

> Fuzzy matching options

✓ The selection matches 4 of 4 rows from the first table.

OK Cancel

Please Note: If matching a program table to one of its tabs, then Program_Id will be the matching column. For example, to combine “FamilySupport” and “FamilySupport_Classes” tables, Family_Support_Id should be used for matching.

- 6) A “Privacy level” window may (or may not) appear after selecting your matching columns – if so, choose the appropriate levels you desire and click “Save”.

Privacy levels

The privacy level is used to ensure data is combined without undesirable data transfer. Incorrect privacy levels may lead to sensitive data being leaked outside of a trusted scope. More information on privacy levels can be found [here](#).

☒ Ignore Privacy Levels checks for this file. Ignoring Privacy Levels could expose sensitive or confidential data to an unauthorized person.

z:\

z:\

Select

Save Cancel

- 7) Determine how you want to combine the tables by selecting the appropriate “Join Kind” option, and then click OK. We recommend the “Full Outer” option as this will merge all fields from both sheets together, and you can remove the fields you do not need after.

Merge

Select tables and matching columns to create a merged table.

Demographic_Profile

Profile_Id	State_Student_Id	Dob	Gender_Id	F_Name	M_Name	L_Name	Race_Id	Ethnicity
41606		1/1/1900	4				7	
56381		1/1/1900	3				8	
104819		1/1/1900	2				1	
176771		1/1/1900	2				0	

FamilySupport

Family_Support_Id	Profile_Id	AgencyCd	Program_Code	File_Num	Grant_County	Grant_Numbe
2529	104819	NE000JDCM	FSUP			
2546	56381	NE000JDCM	FSUP	DELETE - TEST Case	null	
2790	41606	NE000JDCM	FSUP			
2846	176771	NE000JDCM	FSUP			

Join Kind

Full Outer (all rows from both)

Left Outer (all from first, matching from second)

Right Outer (all from second, matching from first)

Full Outer (all rows from both)

Inner (only matching rows)

Left Anti (rows only in first)

Right Anti (rows only in second)

OK Cancel

- 8) A new “Power Query” window will open, allowing you to preview and make changes to the newly merged table. Scroll over to the right-most column “Demographic_Profile” and click the corner icon to view more options.

Power Query Editor - Merge1

Table: Table.NestedJoin(FamilySupport, {"Profile_Id"}, Demographic_Profile, ...)

Profile_Id	State_Student_Id	Dob	Gender_Id	F_Name	M_Name	L_Name	Race_Id	Ethnicity
41606		1/1/1900	4				7	
56381		1/1/1900	3				8	
104819		1/1/1900	2				1	
176771		1/1/1900	2				0	

Query Settings

PROPERTIES

Name: Merge1

APPLIED STEPS

Source

- 9) Click the “Expand” radio button to view column names and select which ones will be visible in the merged table. If the “Use original column name as prefix” box is checked, then each column name will begin with the table’s name (e.g., “FamilySupport.column1”).

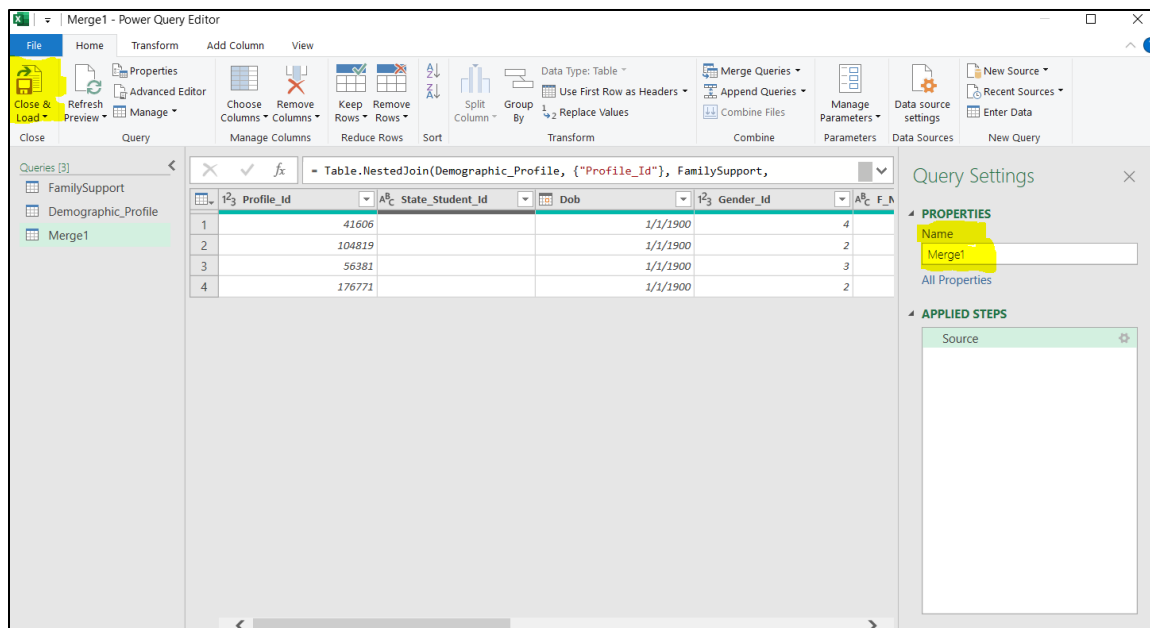
Expand Aggregate

- ☒ (Select All Columns)
- ☒ Profile_Id
- ☒ State_Student_Id
- ☒ Dob
- ☒ Gender_Id
- ☒ F_Name
- ☒ M_Name
- ☒ L_Name
- ☒ Race_Id
- ☒ Ethnicity_Id

☒ Use original column name as prefix

OK Cancel

- 10) By default, the new table (and sheet) name will be named *Merge1*, which can be changed by the user. When finished with the “Power Query Editor”, click “Close & Load”.



11) The newly created table will be displayed in its own tab.

The screenshot shows the Microsoft Excel interface with the 'Table Design' ribbon active. A new table named 'Merge1' has been created, containing data from the 'Profile_Id' table. The table is displayed on a new tab named 'Merge1'.

Profile_Id	State_Student_Id	Dob	Gender_Id	F_Name	M_Name	L_Name	Race_Id	Ethnicity_Id	FamilySupport.Family_Support_Id	FamilySupport.Profile_Id
41606		1/1/1900	4				7		2790	41606
104819		1/1/1900	2				1	2	2529	104819
56381		1/1/1900	3				8		2546	56381
176771		1/1/1900	2				0		2846	176771

12) Repeat Steps 1-11 to match the other tables provided in your JCMS data extract/download as needed. You may only need to do this once depending on what you are using the data for, or you can merge in as many tables as needed.

Important items to note:

- Profile_Id will be used when combining any Demographic table to a Program table. These merges will mostly be one-to-one matches, however in some rare cases, a single Profile_Id may link to multiple Program_Ids.
- Program_Id will be used when combining any Program table to one of its program-specific tabs. These merges are more likely to contain one-to-many matches but may also include one-to-one matches as well as some unmatched cases.
- In order to link a demographic file to a program table you may need to use both Profile_Id and Program_Id. The examples on the next page show combining tables first using Profile_Id to get one merged table, followed by connecting the merged table to a program specific tab using Program_Id.

×

Merge

Select tables and matching columns to create a merged table.

export demo names

📄

Profile_Id	State_Student_Id	Dob	Gender_Id	F_Name	M_Name	L_Name	Race_Id	Ethnicity_
41606		1/1/1900	1				2	
47852		1/1/1900	2				4	
91032		1/1/1900	1				6	
113221		1/1/1900	2				8	

<

>

export demo pp

📄

Prevention_Promotion_Id	Profile_Id	AgencyCd	Program_Code	File_Num	Grant_County	Grant_Numb
2	47852	NE000JDCM	PRMO			
14856	91032	NE000JDCM	PRMO			
22122	113221	NE000JDCM	PRMO			
24026	41606	NE000JDCM	PRMO			

<

>

Join Kind

Left Outer (all from first, matching from second)

☐ Use fuzzy matching to perform the merge

▸ Fuzzy matching options

✓ The selection matches 4 of 4 rows from the first table.

OK

Cancel

×

Merge

Select tables and matching columns to create a merged table.

Merge1

📄

thnicity_Id	export demo pp.Prevention_Promotion_Id	export demo pp.Profile_Id	export demo pp.AgencyCd	ex
	24026	41606	NE000JDCM	PF
	2	47852	NE000JDCM	PF
	14856	91032	NE000JDCM	PF
	22122	113221	NE000JDCM	PF

<

>

export demo program

📄

romotion_ProgramsEvents_Id	Prevention_Promotion_Id	ProgramEvent_Name	Start_Date	End_Date	Requi
2	2	test			
12771	2				
15133	14856	PACE			
15134	14856				

<

>

Join Kind

Left Outer (all from first, matching from second)

☐ Use fuzzy matching to perform the merge

▸ Fuzzy matching options

✓ The selection matches 4 of 4 rows from the first table.

OK

Cancel

Appendix C – JCMS Table Structure

The images below will provide an example of where the different spreadsheets can be found in the JCMS. This is an example of the family support screens, different screens may look different or have slightly different named spreadsheets. Many of the intake and program fields are similar between screens and should be able to be mapped to this example.

Current Client: test mental health Case Agency: JDCM Administrators					
ClientID 104819	First Name * test	Middle Name	Last Name * mental health	Date of Birth * 01/01/2011	Gender * Male
Race * American Indian, Alaska Native		Hispanic/Latino * 		Self-Reported Race/Ethnicity Bosnian	NE Student ID
Intake					
Address Line 1		Address Line 2		City	State ZIP Code
County Of Residence Select County		Primary Phone		Alternate Phone	Cell Phone
E-Mail Address		Youth Employed	Family Size	Family Income	
Interpreter needed? If Yes, what language?		School Enrollment *		School Name * ALLIANCE ALTERNATIVE HIGH SCHOOL	
Current Grade *		Eligible for Free/Reduced lunch		Custody/Guardianship *	
Grant County *		Grant Number		Person Referring	
Referral Date * 01/01/2018		Age at Referral 6		Enrollment Date *	
Presenting Issue Uncontrollable		Prior Law Violations		History of Aggressive Behavior	
Notes on Prior Law Violation		Notes on History of Aggressive Behavior		Notes on Cultural Component	
High Risk Environment		Family Function (at intake) *		Family Communication (at intake) *	
Notes on High Risk Environment		Family Function & Communication Notes			
Discharge					
Discharge Date *		Discharge Reason *		Family Function (at discharge) *	
Family Function & Communication Notes					

ContactsClassesScoresReferrals

Add Contact

Demographic Profile	Demographic Address	Demographic Contact Number
Demographic Domestic		Demographic Education
Program type (Family Support)	Program type Tab Name (Family Support Contacts)	Program type Tab Name (Family Support Classes)
Program type Tab Name (Family Support Scores)		Program type Tab Name (Family Support Referrals)

Appendix D – Test Names

Test Names	
0	(unspecified)
1	Pre-MAYSI-2 AD
2	Post MAYSI-2 AD
3	Pre-MAYSI-2 AI
4	Post-MAYSI-2 AI
5	Pre-MAYSI-2 DA
6	Post-MAYSI-2 DA
7	Pre-MAYSI-2 SC
8	Post-MAYSI-2 SC
9	Pre-MAYSI-2 SI
10	Post-MAYSI-2 SI
11	Pre-MAYSI-2 TD
12	Post-MAYSI-2 TD
13	Pre-MAYSI-2 TE
14	Post-MAYSI-2 TE
15	YLS-PCO
16	YLS-FCP
17	YLS-EE
18	YLS-PR
19	YLS-SA
20	YLS-LR
21	YLS-B
22	YLS-AO
23	YLS-Total
24	EARL
25	DPS
26	GAIN
28	School Refusal Survey
29	Arizona Assessment
30	Nebraska Youth Screen
31	CRAFFT Screen
32	Youth SPNA
33	Youth EASE
34	Youth ASB
35	Youth TR
36	Parent SPNA
37	Parent EASE
38	Parent ASB
39	Parent TR

40	RAI
41	Gain -
42	Daniel Memorial - Money Mgmt & Consumer Awareness
43	Daniel Memorial - Food Management
44	Daniel Memorial - Personal Appearance & Hygiene
45	Daniel Memorial - Health
46	Daniel Memorial - Housekeeping
47	Daniel Memorial - Transportation
48	Daniel Memorial - Education
49	Daniel Memorial - Job Seeking Skills
50	Daniel Memorial - Job Maintenance Skills
51	Daniel Memorial - Emergency & Safety
52	Daniel Memorial - Community Resources
53	Daniel Memorial - Interpersonal Skills
54	Daniel Memorial - Legal Skills
55	Daniel Memorial - Religion
56	Daniel Memorial - Leisure Activities
57	Daniel Memorial - Housing
58	JIFF - School
59	JIFF - Picked on by Peers
60	JIFF - Noncompliance in Home
61	JIFF - Family Environment
62	JIFF - Peer Influence
63	JIFF - Unsafe Community Behaviors
64	JIFF - Feelings
65	JIFF - Self-Harm Potential
66	JIFF - Substance Use
67	JIFF - Health Related Needs
68	AIM
69	DLA20
70	Ansell-Casey – Daily Living
71	Ansell-Casey – Self Care
72	Ansell-Casey – Relationships and Communication
73	Ansell-Casey – Housing and Money Management
74	Ansell-Casey – Work and Study Life

75	Ansell-Casey – Career and Education Planning
76	Ansell-Casey – Looking Forward
77	Ansell-Casey - Permanency
78	Adverse Childhood Experiences (ACE)
79	Developmental Assets - External
80	Developmental Assets - Internal
82	Child and Adolescent Trauma Screen-Caregiver Report
83	Child and Adolescent Trauma Screen - Self Report
84	Level 1 Cross Cutting Symptom Measure Self-Rated
85	Level 1 Cross Cutting Symptom Measure Parent/Guardian
86	Columbia Suicide Severity Rating Scale
87	SDQ Youth Total Difficulties
88	SDQ Youth Emotional
89	SDQ Youth Conduct
90	SDQ Youth Hyperactivity
91	SDQ Youth Peer
92	SDQ Youth Prosocial
93	SDQ Parent Total Difficulties
94	SDQ Parent Emotional
95	SDQ Parent Conduct
96	SDQ Parent Hyperactivity
97	SDQ Parent Peer
98	SDQ Parent Prosocial
99	Protective Factor Survey FFPSC
100	Protective Factor Survey SS
101	Protective Factor Survey CS
102	Protective Factor Survey NA
103	Trauma History Questionnaire Youth
104	Trauma History Questionnaire Caregiver
105	Arizona 1 Family
106	Arizona 2 Assaultive
107	Arizona 3 Substance Use
108	Arizona 4 Truant
110	Arizona 5 Not enrolled in school
111	Arizona 6 Behavior/Mental Health issues
112	Arizona 7 Delinquent Peers
113	Arizona 8 Runaway
114	Arizona 9 Status Offense
115	Arizona 10 Prior Compliant

116	NYS 1 Arrest/Cite
117	NYS 2 Prior Arrest/Cite
118	NYS 3 Family/Parenting
119	NYS 4 Education/Employment
120	NYS 5 Peer Relationship
121	NYS 6 Substance Use
122	NYS 7 Leisure/Rec
123	NYS 8 Personality/Behavior
124	NYS 9 Attitudes/Orientation
125	NYS Total
126	GAIN-SS ID
127	GAIN-SS ED
128	GAIN-SS SD
129	GAIN-SS CV
130	GAIN-SS TD
131	SASSI-A
132	SDQ Parent Impact Score
133	SDQ Youth Impact Score
134	FAST Family Together
135	FAST Parent/Caregiver
136	FAST Youth
137	Strengths and Stressors Environment Strength
138	Strengths and Stressors Environment Stressor
139	Strengths and Stressors Social Support Strength
140	Strengths and Stressors Social Support Stressor
141	Strengths and Stressors Parental Capabilities Strength
142	Strengths and Stressors Parental Capabilities Stressor
143	Strengths and Stressors Family Interactions Strength
144	Strengths and Stressors Family Interactions Stressor
145	Strengths and Stressors Family Safety Strength
146	Strengths and Stressors Family Safety Stressor
147	Strengths and Stressors Child Well-Being Strength
148	Strengths and Stressors Child Well-Being Stressor

149	NCFAS Overall Parental Capabilities
150	NCFAS Overall Family Interactions
151	NCFAS Overall Family Safety
152	NCFAS Overall Child Well-Being
153	NCFAS Overall Social/Community Life
154	NCFAS Overall Environment
155	NCFAS Overall Family Health
156	NCFAS Trauma
157	NCFAS Overall Self-Sufficiency
158	Ohio Scales Parent Hopefulness Scale
159	Ohio Scales Parent Satisfaction Scale

160	Ohio Scales Parent Problem Severity Scale
161	Ohio Scales Youth Functioning Scale
162	Ohio Scales Youth Hopefulness Scale
163	Ohio Scales Youth Satisfaction Scale
164	Ohio Scales Youth Problem Severity Scale
165	Ohio Scales Worker Functioning Scale
166	Ohio Scales Worker Restrictiveness of Living Scale
167	Ohio Scales Worker Problem Severity Scale
168	Ohio Scales Parent Functioning Scale

Appendix E – Impact of JCMS Changes

In January 2020, the JCMS was updated to remove the “add case to client” feature which had allowed multiple cases to be attached to the same client ID within the same agency. This was most common in ATDs where a youth could be on an electronic monitor while working with a tracker, however this function was also used if a youth returned to a program after a previous completion or enrolled in a separate program within the same agency (such as diversion and truancy). If there is a client with multiple cases in the JCMS, the data export spreadsheets will have multiple entries in the demographic tables with the same profile ID. If you merge any additional sheets to a demographic table, the data from the additional sheets will be attached to each profile ID, duplicating data. Just be aware of this so you can account for duplicate data.

	Profile_Id	State_Stud
19	32033	
20	32464	
21	34531	
22	35161	
23	35161	
24	36991	
25	36994	
26	36994	
27	37027	

This is the reason we do not recommend the “all program types” data export. If a client has more than one program type associated with their client ID, there is no field that indicates which program type in the demographic tables. As such, any merging with additional tables to an “all program types” demographic profile will possibly match incorrect program information to client ID numbers.

In July 2020, the diversion screens were updated to include a new case plan tab and corresponding case plan activity tab. Please keep in mind that when using the data export function, you may have some clients on the historical tabs and some on the updated tabs so you would need to review all tables for the most complete information. If you are only looking at cases referred after July 2020, you can use the current tabs. You may also see blank spaces in the new case plan tabs and activity spreadsheets for the earlier cases where this option was not available.

Any changes made to the JCMS over the course of the project may result in the appearance of missing data. Fields that were removed from the JCMS were retained behind the scenes, so you may have fields in the spreadsheets that you do not see in the JCMS. One example is on the ATD screens there used to be a narrative box for Presenting Offense, but that was removed in favor of a Charges Tab. If you cannot find the field from the spreadsheet on the screens, it is likely it was removed from the JCMS.

Contact Information

Amy Hoffman
Director – Juvenile Programs & Interventions
(402) 471-3846
amy.hoffman@nebraska.gov

Erin Wasserburger
Grant Administrator – Juvenile Programs & Interventions
(402) 471-3450
erin.wasserburger@nebraska.gov

Kevin Dahlman
Statistical Analyst – Systems & Research
(402) 471-4327
kevin.dahlman@nebraska.gov